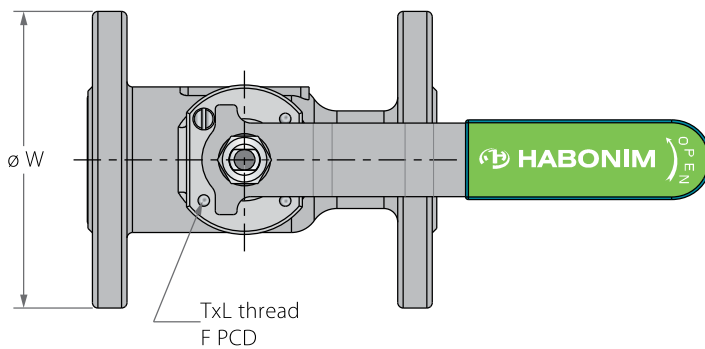
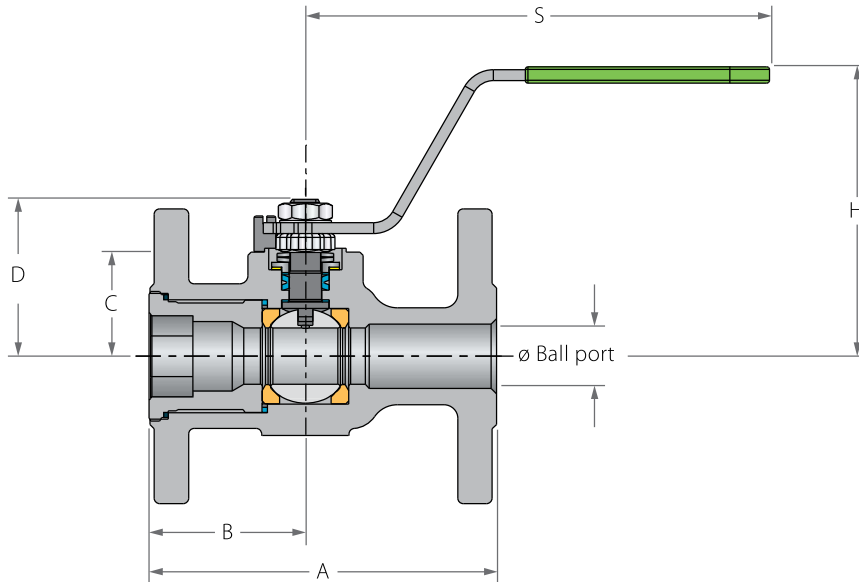
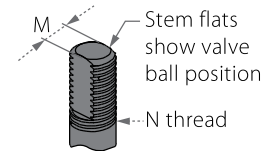
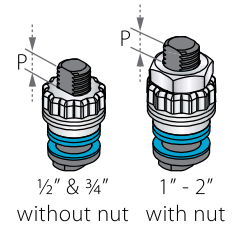


Floating Ball Flanged

Valve dimensions



Preparation for actuation

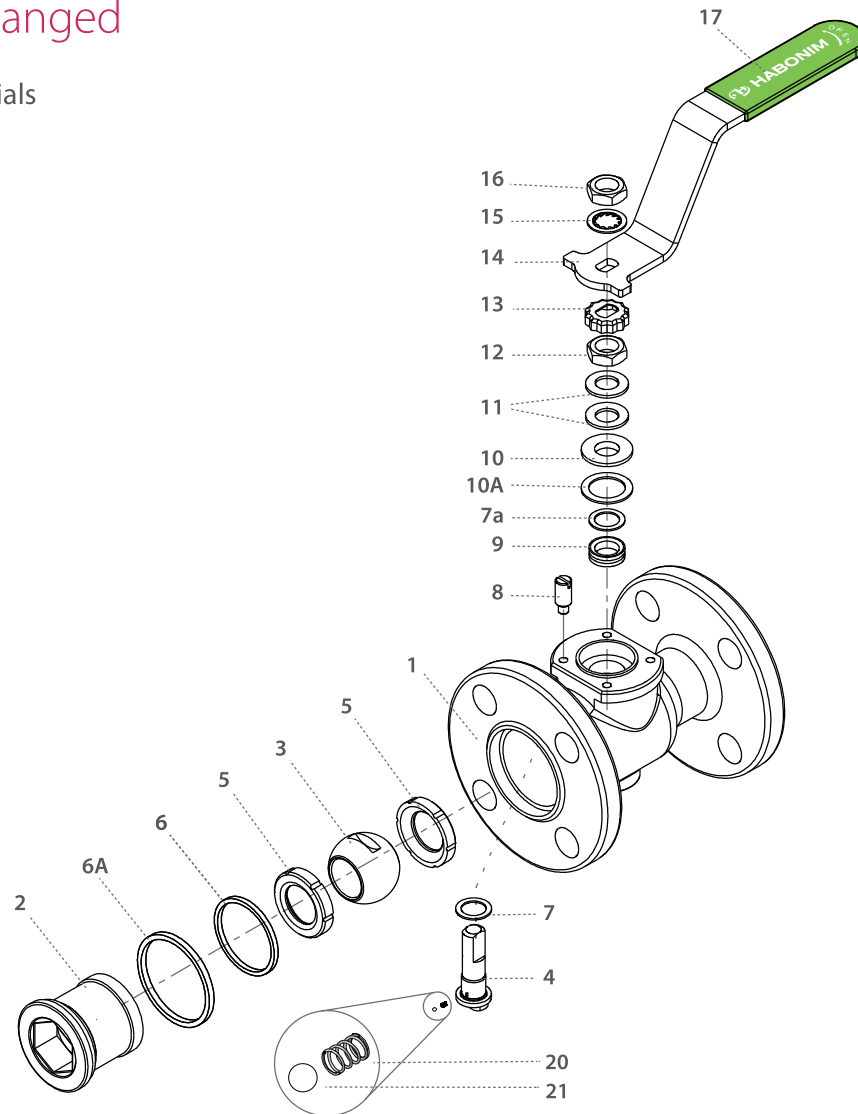


Std. port	Unit	Ball port	A		B	C	D	H	S	W		M	N	P	F	TxL	Weight kg/lb		Kv Cv
			150	300						150	300						150	300	
DN15	mm	11.15	108.00	282	46.00	29.00	38.00	92.00	151.00	88.90	95.25	5.54	3/8 - UNF	6.65 (F03)	36.00	M5x10	1.70	2.40	6.9
1/2"	inch	0.44	4.25	11.1	1.81	1.14	1.50	3.62	5.94	3.50	3.75	0.22		0.26	1.42		3.80	5.30	8.0
DN20	mm	14.30	117.00	152.00	49.00	31.40	40.30	94.00	151.00	98.55	163.07	5.54	3/8 - UNF	6.65 (F03)	36.00	M5x10	2.30	3.30	10
3/4"	inch	0.56	4.61	6.00	1.93	1.24	1.59	3.70	5.94	3.88	6.42	0.22		0.26	1.42		5.10	7.30	12
DN25	mm	20.60	127.00	165.00	57.00	38.20	55.60	103.50	170.00	107.95	123.95	7.54	7/16 - UNF	7.40 (F04)	42.00	M5x10	3.10	4.60	28
1"	inch	0.81	5.00	6.50	2.25	1.50	2.19	4.07	6.69	4.25	4.88	0.30		0.29	1.65		7.30	10.20	32
DN40	mm	31.80	165.00	190.00	62.00	43.60	73.10	119.20	220.50	127.00	155.52	8.71	9/16 - UNF	8.50 (F05)	50.00	M6x12	5.50	8.70	69
1 1/2"	inch	1.25	6.50	7.50	2.44	1.72	2.88	4.70	8.68	5.00	6.10	0.34		0.33	1.97		12.20	19.30	80
DN50	mm	38.20	178.00	216.00	68.00	48.30	77.80	123.90	220.50	152.40	165.10	8.71	9/16 - UNF	8.50 (F05)	50.00	M6x12	8.10	10.80	102
2"	inch	1.50	7.00	8.50	2.67	1.90	3.06	4.88	8.68	6.00	6.50	0.34		0.33	1.97		18.00	24.00	118



Floating Ball Flanged

Components & materials



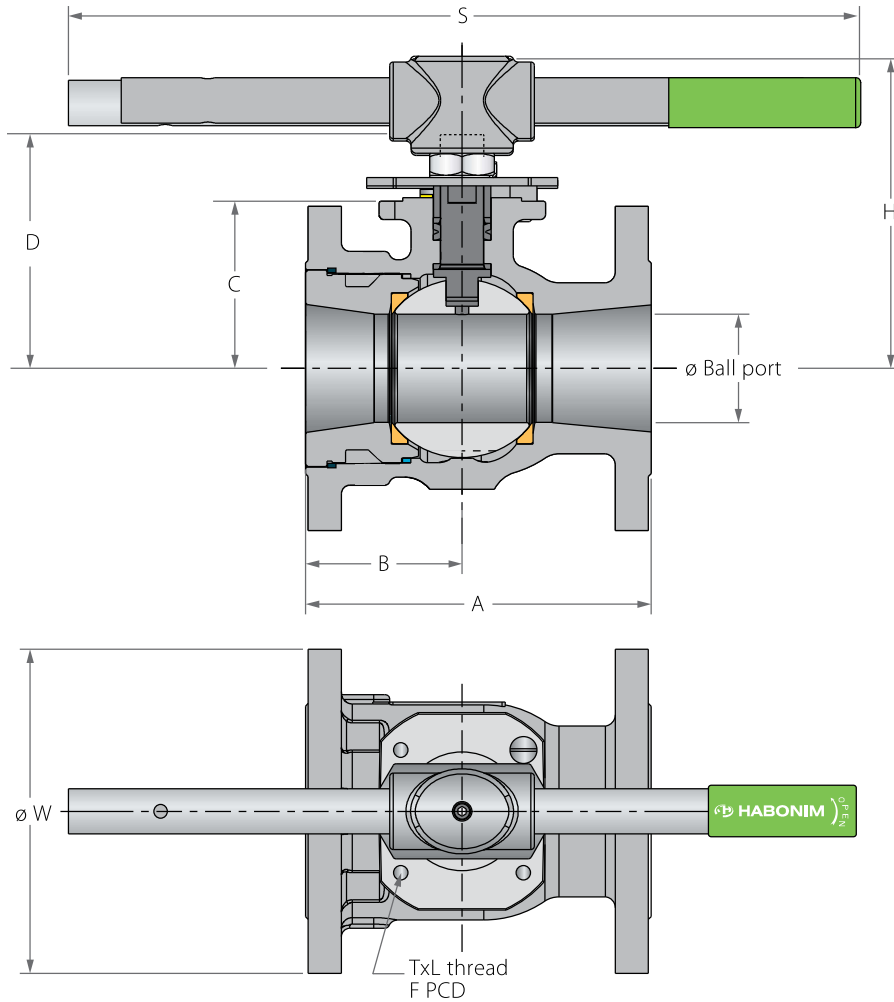
Item	Description	Material specification	Qty.
1	Body	Acc. Ordering Code	1
2	Plug	Acc. Ordering Code	1
3	Ball	Acc. Ordering Code	1
4	Stem	Acc. Ordering Code	1
5*	Seat	Acc. Ordering Code	2
6*	Inner Seal	PTFE	1
6A*	Outer Seal	Acc. Ordering Code	1
7*	Stem Thrust Seal	VIRGIN PEEK, PCTFE (KEL-F)	1
7a*	Anti-Abrasion Ring	VIRGIN PEEK, PCTFE (KEL-F)	1
8	Stop Pin	S. Steel	1
9*	Stem Seal	CF PTFE, TFM	1
10	Follower	S. Steel	1

Item	Description	Material specification	Qty.
10A*	Slide Bearing	S. Steel	1
11	Disc Spring	S. Steel	2
12	Stem Nut	S. Steel	1
13	Locking Clip	S. Steel	1
14	Handle	S. Steel	1
15	Serrated Washer	S. Steel	1
16	Handle Nut	S. Steel	1
17	Sleeve	PVC	1
20	Anti-Static Spring	S. Steel	1
21	Anti-Static Plunger	S. Steel	1
23	Tag (not shown)	S. Steel	1

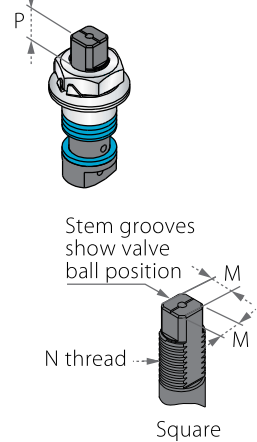
* Repair kit components

Floating Ball Flanged

Valve dimensions



Preparation for actuation

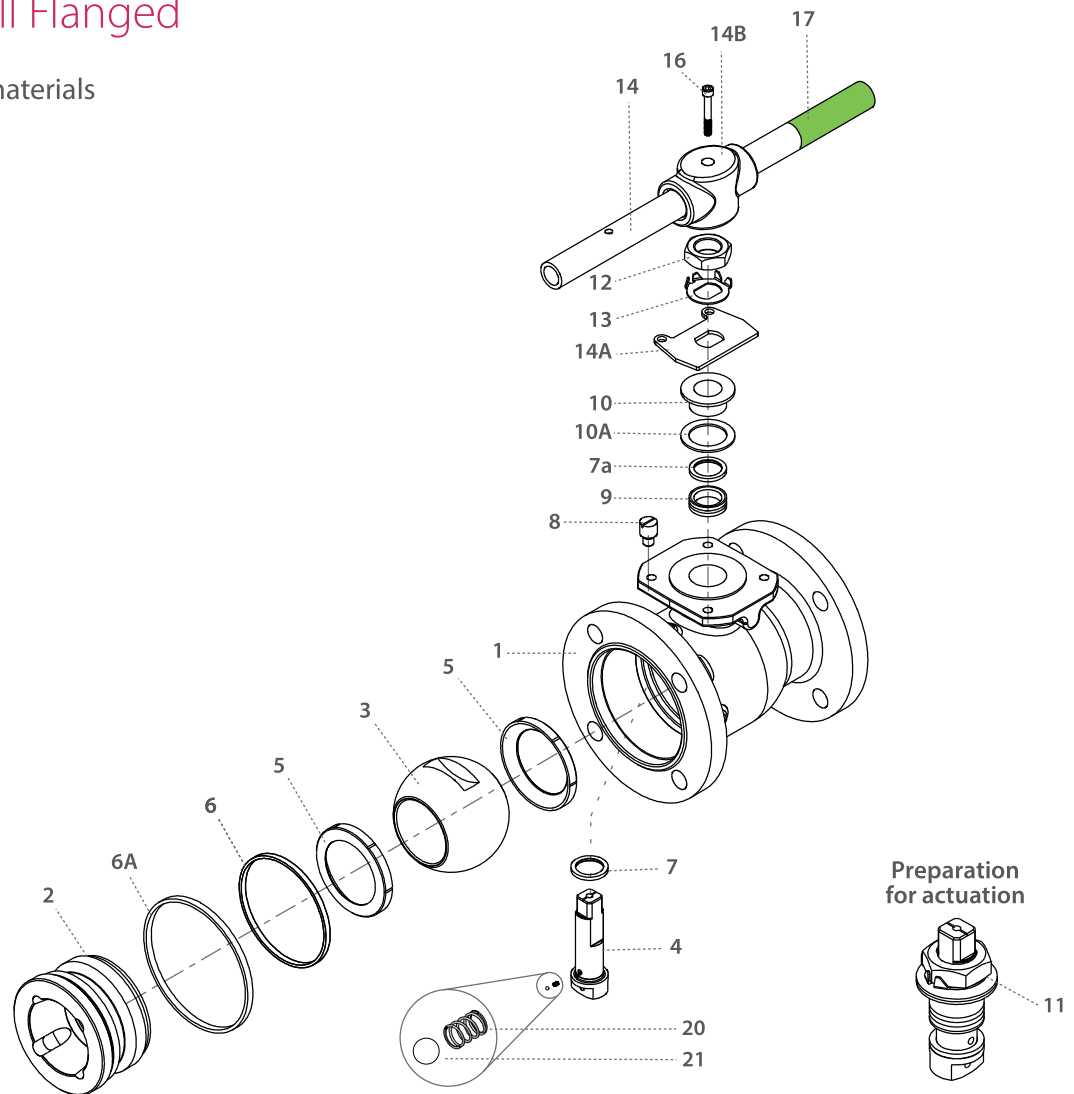


Std. port	Unit	Ball port	A		B	C	D	H	S	W		M	M-DD	N	P	F	TxL	Weight kg/lb		Kv	
			150	300						150	300							150	300		
DN80	mm	63.50	203.00	284.00	92.00	98.40	145.00	185.10	400.00	190.50	209.55	18.90	15.90	1"-14	16.70	(F10)	102.00	M10x20	18.00	22.70	300
3"	inch	2.50	8.00	11.18	3.62	3.88	5.72	7.28	15.75	7.50	8.25	0.74	0.63	UNS-2A	0.66		4.02	M10x20	40.00	50.40	348
DN100	mm	82.60	229.00	305.00	102.00	114.10	161.00	201.00	610.00	228.60	254.00	18.90	15.90	1"-14	16.70	(F10)	102.00	M10x20	28.20	36.30	615
4"	inch	3.25	9.00	12.00	4.00	4.49	6.34	7.91	24.01	9.00	10.00	0.74	0.63	UNS-2A	0.66		4.02	M10x20	62.80	80.60	713
DN150	mm	111.10	267.00	403.20	108.00	157.40	226.00	285.90	916.00	279.40	317.50	28.45	23.75	1½"-12	26.20	(F12)	125.00	M12x20	41.00	69.00	872
6"	inch	4.38	10.50	15.88	4.25	6.20	8.91	11.25	36.08	11.00	12.50	1.12	0.94	UNF-2A	1.03		4.92	M12x20	91.00	153.00	1012
DN200	mm	144.40	292.00	419.00	163.50	185.20	254.00	313.60	916.00	342.90	381.00	28.45	23.75	1½"-12	26.20	(F12)	125.00	M12x20	82.00	105.00	1552
8"	inch	5.68	11.50	16.50	5.37	7.30	10.00	12.34	36.08	13.50	15.00	1.12	0.94	UNF-2A	1.03		4.92	M12x20	182.00	233.00	1800



Floating Ball Flanged

Components & materials



Item	Description	Material specification	Qty.
1	Body	Acc. Ordering Code	1
2	Plug	Acc. Ordering Code	1
3	Ball	Acc. Ordering Code	1
4	Stem	Acc. Ordering Code	1
5*	Seat	Acc. Ordering Code	2
6*	Inner Seal	PTFE	1
6A*	Outer Seal	Acc. Ordering Code	1
7*	Stem Thrust Seal	VIRGIN PEEK, PCTFE (KEL-F)	1
7a*	Anti-Abrasion Ring	VIRGIN PEEK, PCTFE (KEL-F)	1
8	Stop Pin	S. Steel	1
9*	Stem Seal	CF PTFE, TFM	1
10	Follower	S. Steel	1
10A*	Slide Bearing	S. Steel	1

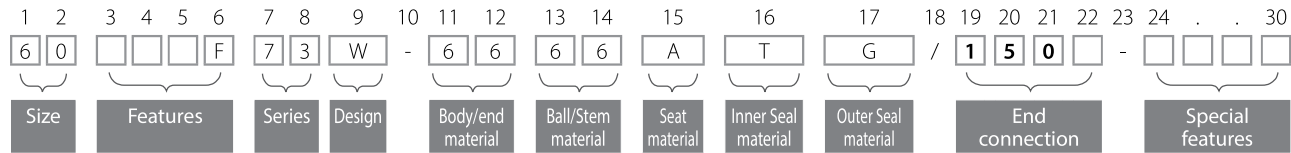
Item	Description	Material specification	Qty.
11	Disc Spring	S. Steel	2
12	Stem Nut	S. Steel	1
13	Tab Lock Washer	A240 304	1
14	Handle	S. Steel	1
14A	Stop Plate	S. Steel	1
14B	Wrench Head	S. Steel	1
16	Wrench Bolt	S. Steel	1
17	Sleeve	PVC	1
20	Anti-Static Spring	S. Steel	2
21	Anti-Static Plunger	S. Steel	2
23	Tag (not shown)	S. Steel	1

* Repair kit components



Floating Ball Flanged - Ordering Code System

"Mandatory option" options are marked with **green background** | "Standard offer" options are marked with **light green background**



Size (1-2)		
Code	inch	mm
05	½"	15
07	¾"	20
10	1"	25
12*	1¼"	32
15	1½"	40
20	2"	50
25*	2½"	65
30	3"	80
40	4"	100
60	6"	150
80	8"	200

* only for series 73/78

Features (3-6)	
F	Fire safe
N	Control service
O	Clean assembly for O2 service
M	Ammonia service
K	Chlorine service
V	Vacuum service
H*	Hydrogen service

* for material selection - see Hydrogen Service chapter

Series (7-8)	
31	ANSI #150 std. port
32	ANSI #300 std. port
73	ANSI #150 full port
74	ANSI #300 full port
77	DIN PN 16 full port
78	DIN PN 40 full port

Design (9)	
W	Total HermetiX Integrity package
G	Total HermetiX Integrity package - FDA compliant

Body/Ends material (11-12)	
6	S. SteelCF8M/CF3M
4	C. steel
W	Hastelloy-C22
S	254SMO
D	Duplex
9	Low Temp C. steel
1	Bronze
K	Super Duplex
7	Monel
A	Alloy-20
C	Hastelloy-C276

Ball material (13)	
6	S. SteelCF8M/CF3M
M	High Strength S. Steel
W	Hastelloy-C22
S	254SMO
D	Duplex
1	Bronze
K	Super Duplex
7	Monel
A	Alloy-20
C	Hastelloy-C276

Stem material (14)	
6	S. Steel316L
M	High Strength S. Steel
Z	Inconel 718
W	Alloy-C22
S	254SMO A479
A	Alloy-20
D	Duplex A479
K	Super Duplex A479
7	Monel
C	Hastelloy-C276

Seat material (15)	
A	TFM
P	CF PTFE
K	CF PEEK
L	Virgin Peek
U	UHMWPE
C	PCTFE
Y	Delrin
W	PVDF
T	PTFE

Inner Seal Material (16)	
T	PTFE
A	TFM
G	Expanded graphite
U	UHMWPE
V	Viton
B	NBR

Outer Seal (17)	
G	Expanded graphite
A	TFM

End Connection (19-22)	
Flanged	
150	ASME B16.5 #150 RF
300	ASME B16.5 #300 RF
PN16	EN1092 PN16 RF
PN40	EN1092 PN40 RF

Special Features (24-30)	
P250	Ball with Upstream Relief Hole
SRS	Self Relief Seat
J2N05	Jacketed valve- number of ports (2), type (NPT) and size (½")

Valve Special Stem Seals	
LAX	FDA Compliant, Stem seal, Virgin Peek thrust and TFM, X shape, gasket
HC	High Cycle service

Face To Face sizes	
F4 *	F4 - DIN 3202-1 RF (½" - 4")
F1 **	F1 - DIN 3202-1 RF (½" - 2")
F5 ***	F5 - DIN 3202-1 RF (6")

* Standard offer: ½" to 1¼" & 2½" to 4"

** Standard offer: 1½" & 2"

*** Standard offer: 6"